

Daiwa House Logistics Trust

Bloomberg: DHLT SP | Reuters: DAIW.SI

Refer to important disclosures at the end of this report

However, DBS Group Research . Equity

28 Feb 2024

BUY

Last Traded Price (28 Feb 2024): S\$0.640 (STI : 3,138.93)

Price Target 12-mth: S\$0.75 (17% upside) (Prev S\$0.80)

Analysts

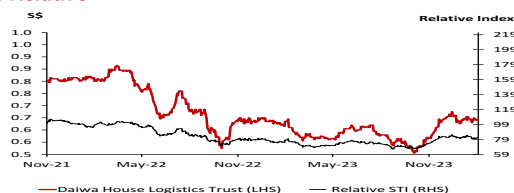
Dale LAI +65 66823715 dalelai@dbs.com

Derek TAN +65 6682 3716 derektan@dbs.com

What's New

- FY23 DPU of 5.22 Scts driven by acquisitions in FY22; above our projections
- Accretive acquisitions and support from Sponsor enabled DHLT to maintain stable DPU despite weakening JPY
- Optimising gearing by delivering on acquisitions in Vietnam and another property in Japan, with total value of >S\$50m
- Maintain BUY with slightly lower TP of S\$0.75

Price Relative



Forecasts and Valuation

FY Dec (\$m)	2022A	2023A	2024F	2025F
Gross Revenue	68.7	59.9	64.4	66.5
Net Property Inc	53.0	45.3	50.3	51.9
Total Return	140	42.5	32.9	34.0
Distribution Inc	38.6	36.4	36.5	36.7
EPU (S cts)	2.75	4.45	4.72	4.86
EPU Gth (%)	(40)	62	6	3
DPU (S cts)	5.70	5.22	5.23	5.25
DPU Gth (%)	14	(8)	0	0
NAV per shr (S cts)	79.7	74.4	73.9	73.5
PE (X)	23.3	14.4	13.5	13.2
Distribution Yield (%)	8.9	8.2	8.2	8.2
P/NAV (x)	0.8	0.9	0.9	0.9
Aggregate Leverage (%)	47.6	46.9	49.6	49.5
ROAE (%)	3.2	5.8	6.4	6.6

Distn. Inc Chng (%):			2	1
Consensus DPU (S cts):			5.50	5.50
Other Broker Recs:	B: 3		S: 0	H: 0

Source of all data on this page: Company, DBS Bank Ltd, Bloomberg Finance L.P.

Optimising gearing for growth

Investment Thesis:

Pure-play, modern logistics portfolio located in cities with limited supply. Daiwa House Logistics Trust (DHLT) owns a portfolio of 14 modern logistics facilities that are newly built with an average age of only c.6 years. With a presence in cities where the supply of modern logistics facilities is limited, DHLT's portfolio continues to enjoy high occupancy rates and its tenants are expected to continue renewing their leases due to lack of better alternatives.

Gearing optimisation to drive earnings growth. DHLT recently utilised its debt headroom to acquire two high-quality logistics facilities in Vietnam and Japan. The acquisition in Vietnam will be DHLT's first foray outside of Japan, delivering on management's promise to diversify its portfolio outside of Japan and into the ASEAN region. The acquisitions are expected to generate an accretion of c.3%, again delivering on the team's promise to optimise its gearing to pursue accretive acquisitions. The five acquisitions since IPO have been executed through its pipeline, and its Sponsor's support has been key in delivering attractive accretion for the REIT.

Strong operating fundamentals and long portfolio WALE. DHLT continues to enjoy strong operating fundamentals with a high portfolio occupancy rate and a long WALE of c.6 years. However, DHLT has suffered from translation losses, as the JPY has been weakening against the SGD in the past year. In our projections, we have assumed an exchange rate of S\$1:JPY105 for FY24/25F.

Maintain BUY with a TP of S\$0.75 (vs. S\$0.80 previously). Our TP of S\$0.75 is based on the DCF valuation method with a WACC of 5.6% (risk-free rate of 3.5%). This implies a target yield of c.7%. We have not assumed any acquisitions in our projections other than those that have already been announced.

Key Risks

Key risks to our view would be a further weakening of the JPY, leading to a further impact on earnings, and gearing inching up.

At A Glance

Issued Capital (m shrs)	694
Mkt. Cap (S\$m/US\$m)	444 / 330
Major Shareholders (%)	
Free Float (%)	94.9
3m Avg. Daily Val (US\$m)	0.18
GIC Industry : Real Estate / Equity Real Estate Investment (REITs)	

Daiwa House Logistics Trust

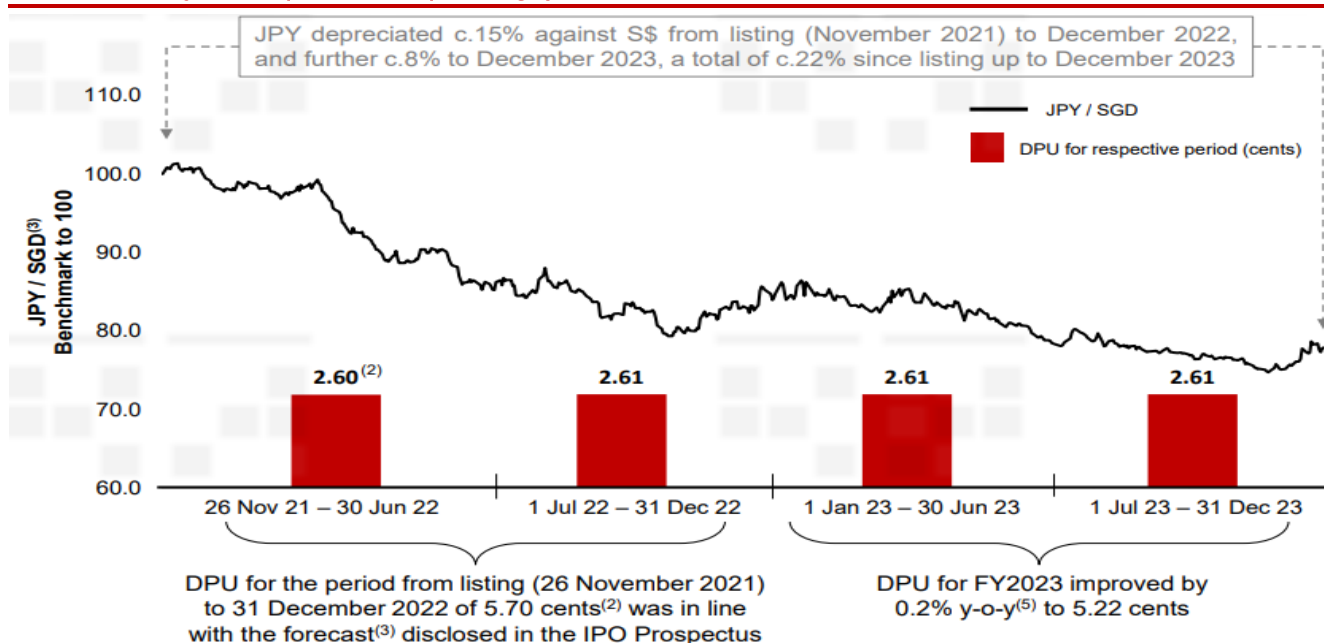
WHAT'S NEW

Optimising gearing for growth

Revenues and NPI higher y-o-y in JPY terms. In FY23, revenues and NPI, denominated in JPY terms, recorded a notable increase of 4.7% and 4.6% y-o-y, respectively. This growth was primarily attributed to the full-year contribution from properties acquired in December 2022, namely DPL Iwakuni 1 & 2, and D Project Matsuyama S. The acquisitions were estimated to have added c.\$2.2m in revenues during the year. However, when converted to SGD, revenues and NPI saw a decline of 3.7% and 5.0% y-o-y, respectively, as the weaker JPY offset the additional contribution from acquisitions.

FY23 DPU of 5.22 Scts came in above our projections. Despite the lower FY23 NPI in SGD terms, distributable income showed a 3.1% increase y-o-y, amounting to S\$36.4m. This growth was primarily attributed to realised gains from hedging activities, and it is estimated that DHLT achieved an average hedge rate of approximately SGD1:JPY100 during FY23. Furthermore, the FY23 DPU of 5.22 Scts exceeded our projections by c.2.4%, mainly due to the favourable hedge rates achieved compared to our assumptions. FY23 DPU also exhibited a slight increase of 0.2% y-o-y, while 2H23 DPU of 2.61 Scts was similar to 1H23.

Maintained steady DPU despite the JPY depreciating by c.22% since IPO



Source: Daiwa House Logistics Trust

Achieved 100% occupancy and retention rate. DHLT's portfolio maintained full occupancy in 4Q23, successfully renewing four leases that expired during the year with a 100% retention rate, contributing to a long WALE of 6.2 years. Looking forward, attention is directed towards the c.23.4% of leases expiring in FY24, with c.19.7% coming from multi-tenanted properties and c.3.7% from Build-to-Suit (BTS) properties. In the first quarter of 2024, there will be two major leases expiring at DPL Kawasaki Yako (c.2% of NLA), and DPL Koriyama (c.1% of NLA), which will be vacated. Management is confident that they will be able to quickly backfill the impending vacancies and could even expect to see higher rents signed.

For the BTS expiry in FY24 (c.3.7% of GRI), we understand that DHLT is currently in advanced negotiations for the renewal of the lease at D Project Kuki S, which is set to expire in July 2024. In FY23, rent renewals have been mostly flat to positive. Given the limited supply in some of the regions and the high-quality assets within DHLT's portfolio, we anticipate that rent reversions in FY24 will remain in positive territory.

Portfolio valuations improved c.2% y-o-y in JPY, but translation losses led to a c.6% decline in SGD terms. In JPY terms, DHLT's portfolio valuations showed a positive trajectory, increasing by 1.8% y-o-y. Based on our estimates, this improvement is attributed to a c.5bps compression in property cap rates, resulting in a JPY1.6bn increase in valuations. However, when translated into SGD terms, portfolio valuations experienced a

decline of 5.9% y-o-y. This decrease is primarily due to translation losses incurred as the JPY weakened against the SGD by approximately 7.6% throughout the year. The weaker JPY was also a key factor contributing to the decline in NAV from S\$0.80 to S\$0.74.

DHLT's blended cap rate for its entire portfolio stands at c.5.2%-5.3%, and we believe there will be room for further cap rate compressions in the coming year as more investors continue to compete for high-quality properties throughout Japan. Just a week ago, Daiwa House REIT (DHLT's sister REIT listed in Japan) acquired a logistics facility in the Chiba prefecture at an estimated cap rate of 3.5%, demonstrating continued cap rate compressions for quality logistics assets.

Gearing remained healthy at 35.2%. In 4Q23, DHLT's gearing remained healthy at 35.2%, a slight improvement from the 36.2% reported in 3Q23. This improvement is attributed, in part, to the higher portfolio valuations in JPY terms. Notably, 100% of all loans remain hedged to fixed rates, ensuring stability in financing costs. However, gearing is expected to increase to c.39.1% upon the completion of the two acquisitions, D Project Tan Duc 2 and DPL Ibaraki Yuki, in 1Q24. These acquisitions, totalling S\$50.6m, are anticipated to be fully funded by debt and are estimated to contribute to a DPU accretion of around 3%.

The current all-in borrowing cost stands at 0.99% but is anticipated to rise once loans due in FY24 are refinanced. A loan of S\$93.4m (JPY10.0bn) is set to mature at the end of November 2024, and the refinancing of this loan is expected to contribute to an increase in borrowing costs. Additionally, new loans secured to fund the two acquisitions that will be completed in 1Q24 will also lead to higher borrowing costs, albeit with a smaller impact, given the quantum of these loans. Based on our estimates, we project DHLT's all-in borrowing cost will expand by c.20-30bps by the end of FY24.

Our views.

Overall, we **remain upbeat about DHLT's results** and its DPU that has come in slightly above our estimates. Operating metrics remain steady with **full occupancy and 100% retention rate**. However, we remain slightly cautious about the c.23.4% of leases that are expiring in FY24, especially as two BTS tenants will be vacating their spaces in March 2024 (c.3% of NLA). Although both leases only account for a small proportion of DHLT's overall portfolio, we expect the backfilling of BTS properties could potentially take more time.

Although borrowing costs are expected to inch up during the year, the refinancing will only happen in November 2024, limiting the impact to earnings in FY24. New loans taken to fund the acquisitions will lead to higher financing costs as well, but the impact will be relatively muted given the quantum of loans required. Moreover, we believe the **upcoming completion of the two acquisitions totalling c.S\$50.6m and generating c.3% accretion** will help defend DHLT's earnings against the rising borrowing costs, as well as the continued weakness in the JPY.

Despite some of the challenges highlighted above, we believe that DHLT's portfolio will **continue to deliver strong and stable earnings** in the medium term through management's various proactive initiatives, including the optimisation of debt headroom by tapping into accretive acquisitions from its Sponsor. Furthermore, **DHLT's Sponsor has consistently demonstrated their support and commitment to the REIT**, which we deem as a highly crucial plus-point compared to some of its peers.

We have rolled forward our valuations and revised our projections to account for the two upcoming acquisitions, as well as assumed a weaker JPY (SGD1:JPY105). We also continue to see value in DHLT given the very **attractive forward yields of c.8.2% and P/NAV multiple of only 0.86x**. At the same time, we are also cognisant that the weak JPY continues to be an overhang for DHLT, but we believe the REIT will immediately trade back up to its intrinsic value once there are signs of the JPY strengthening.

As such, we are maintaining our **BUY** rating and slightly lower our TP to **S\$0.75**.

Areas to watch: (i) Lease expiries in FY24, (ii) cost of borrowing after additional loans are taken to fund the acquisitions, and (iii) SGD/JPY exchange rate.

Company Background

Daiwa House Logistics Trust (DHLT) is a Singapore real estate investment trust (REIT) listed on Singapore Exchange Securities Trading Limited (SGX-ST). The REIT was established with the investment strategy of principally investing, directly or indirectly, in a portfolio of income-producing logistics and industrial real estate assets located across Asia. DHLT's investment focus will be logistics and industrial real estate assets in Asia, especially within Japan, as well as in the ASEAN region.

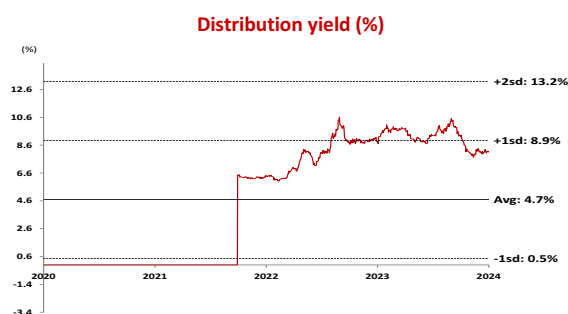
Daiwa House Logistics Trust

Interim Income Statement (\$m)

FY Dec	2H2022	1H2023	2H2023	% chg yoy	% chg hoh
Gross revenue	29.8	30.9	29.0	(2.9)	(6.3)
Property expenses	(6.9)	(7.8)	(6.8)	(1.6)	(13.0)
Net Property Income	23.0	23.1	22.2	(3.3)	(4.1)
Other Operating expenses	0.0	0.0	0.0	-	-
Other Non Opg (Exp)/Inc	0.0	0.0	0.0	-	-
Associates & JV Inc	0.0	0.0	0.0	-	-
Net Interest (Exp)/Inc	(3.2)	(3.3)	(3.1)	3.4	7.2
Exceptional Gain/(Loss)	0.87	1.31	(0.5)	nm	nm
Net Income	19.4	19.8	18.4	(5.1)	(7.0)
Tax	(4.1)	(2.3)	(4.1)	(1.8)	74.7
Minority Interest	0.0	0.0	0.0	-	-
Net Income after Tax	14.8	17.0	13.9	(5.9)	(18.2)
Total Return	28.2	15.5	0.83	(97.1)	(94.6)
Non-tax deductible Items	(10.5)	2.63	(8.7)	(16.9)	nm
Net Inc available for Dist.	17.7	18.1	(7.9)	(144.6)	(143.6)
Ratio (%)					
Net Prop Inc Margin	77.0	74.9	76.7		
Dist. Payout Ratio	102.2	100.0	100.0		

Source of all data: Company, DBS Bank Ltd

Historical Distribution Yield and PB band



Source: Bloomberg Finance L.P., DBS Bank Ltd estimates



Source: Bloomberg Finance L.P., DBS Bank Ltd estimates

Daiwa House Logistics Trust

Income Statement (\$m)

FY Dec	2021A	2022A	2023A	2024F	2025F
Gross revenue	67.1	68.7	59.9	64.4	66.5
Property expenses	(14.6)	(15.7)	(14.5)	(14.2)	(14.7)
Net Property Income	52.5	53.0	45.3	50.3	51.9
Other Operating expenses	(6.7)	(4.8)	(1.7)	(1.7)	(1.8)
Other Non Opg (Exp)/Inc	0.0	0.0	0.0	0.0	0.0
Associates & JV Inc	0.0	0.0	0.0	0.0	0.0
Net Interest (Exp)/Inc	(9.2)	(8.0)	(6.4)	(10.0)	(10.2)
Exceptional Gain/(Loss)	0.0	0.87	0.87	0.0	0.0
Net Income	36.6	41.0	38.1	38.6	39.8
Tax	(4.7)	(21.2)	(6.4)	(4.8)	(5.0)
Minority Interest	0.0	0.0	0.0	0.0	0.0
Preference Dividend	(1.1)	(1.0)	(0.9)	(0.9)	(0.9)
Net Income after Tax	30.9	18.8	30.9	32.9	34.0
Total Return	146	140	42.5	32.9	34.0
Non-tax deductible Items	(112)	(102)	(6.1)	3.55	2.66
Net Inc available for Dist.	33.9	38.6	36.4	36.5	36.7
Growth & Ratio					
Revenue Gth (%)	(5.6)	2.5	(12.9)	7.6	3.3
N Property Inc Gth (%)	(5.6)	1.0	(14.5)	10.9	3.2
Net Inc Gth (%)	(0.1)	(39.0)	64.3	6.6	3.2
Dist. Payout Ratio (%)	100.0	100.0	100.0	100.0	100.0
Net Prop Inc Margins (%)	78.3	77.1	75.7	78.0	77.9
Net Income Margins (%)	46.0	27.4	51.6	51.1	51.1
Dist to revenue (%)	50.5	56.2	60.8	56.6	55.1
Managers & Trustee's fees	10.0	7.0	2.8	2.7	2.7
ROAE (%)	5.4	3.2	5.8	6.4	6.6
ROA (%)	2.4	1.5	2.7	2.9	2.9
ROCE (%)	3.1	1.9	3.2	3.8	3.8
Int. Cover (x)	5.0	6.0	6.8	4.9	4.9

Realised foreign exchange gains from forward contracts amounting to c.\$3.7m were recognised under "Other Income"

Interim Income Statement (\$m)

FY Dec	1H2022	2H2022	1H2023	2H2023
Gross revenue	38.9	29.8	30.9	29.0
Property expenses	(8.9)	(6.9)	(7.8)	(6.8)
Net Property Income	30.0	23.0	23.1	22.2
Other Operating	0.0	0.0	0.0	0.0
Other Non Opg (Exp)/Inc	0.0	0.0	0.0	0.0
Associates & JV Inc	0.0	0.0	0.0	0.0
Net Interest (Exp)/Inc	(4.8)	(3.2)	(3.3)	(3.1)
Exceptional Gain/(Loss)	0.0	0.87	1.31	(0.5)
Net Income	21.7	19.4	19.8	18.4
Tax	(17.0)	(4.1)	(2.3)	(4.1)
Minority Interest	0.0	0.0	0.0	0.0
Net Income after Tax	4.04	14.8	17.0	13.9
Total Return	112	28.2	15.5	0.83
Non-tax deductible Items	(91.2)	(10.5)	2.63	(8.7)
Net Inc available for Dist.	20.9	17.7	18.1	(7.9)
Growth & Ratio				
Revenue Gth (%)	N/A	(23)	4	(6)
N Property Inc Gth (%)	nm	(24)	1	(4)
Net Inc Gth (%)	nm	266	15	(18)
Net Prop Inc Margin (%)	77.2	77.0	74.9	76.7
Dist. Payout Ratio (%)	99.9	102.2	100.0	(230.0)

Slight decline in portfolio valuations in SGD terms due to translation losses. Portfolio valuations in JPY were actually up c.1.8%

Source: Company, DBS Bank Ltd

Daiwa House Logistics Trust

Balance Sheet (\$m)

FY Dec	2021A	2022A	2023A	2024F	2025F
Investment Properties	1,184	1,076	1,006	1,065	1,067
Other LT Assets	0.0	0.0	0.0	0.0	0.0
Cash	22.7	48.9	45.8	37.8	34.7
ST Investment	51.6	45.8	42.4	42.4	42.4
Inventory	0.0	0.0	0.0	0.0	0.0
Debtors	2.24	0.35	0.67	2.15	2.22
Other Current Assets	77.4	6.28	6.62	6.62	6.62
Total Assets	1,338	1,177	1,102	1,154	1,153
ST Debt	69.7	2.79	96.0	96.0	96.0
Creditor	6.71	10.3	9.80	6.44	6.65
Other Current Liab	4.66	0.0	3.78	4.83	5.01
LT Debt	544	509	376	432	432
Other LT Liabilities	50.2	65.8	63.0	63.0	63.0
Unit holders' funds	662	589	553	551	550
Minority Interests	0.0	0.0	0.0	0.0	0.0
Total Funds & Liabilities	1,338	1,177	1,102	1,154	1,153
Non-Cash Wkg. Capital	68.2	(3.7)	(6.3)	(2.5)	(2.8)
Net Cash/(Debt)	(540)	(417)	(384)	(448)	(451)
Perpetuals	35.5	35.8	35.8	35.8	35.8
Ratio					
Current Ratio (x)	1.9	7.8	0.9	0.8	0.8
Quick Ratio (x)	0.9	7.3	0.8	0.8	0.7
Aggregate Leverage (%)	51.9	47.6	46.9	49.6	49.5

Includes the two acquisitions in Vietnam and Japan, which are valued at c.S\$50.6m and expected to be completed in 1O24

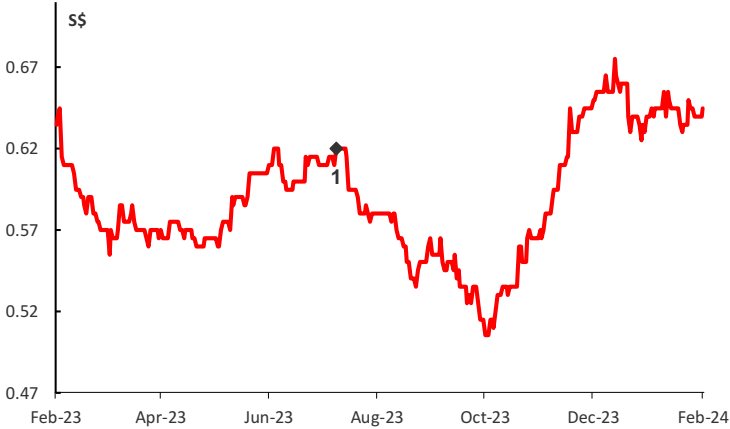
Source: Company, DBS Bank Ltd

Cash Flow Statement (\$m)

FY Dec	2021A	2022A	2023A	2024F	2025F
Pre-Tax Income	36.6	41.0	38.1	38.6	39.8
Dep. & Amort.	0.0	0.0	0.0	0.0	0.0
Tax Paid	0.0	0.0	0.0	(0.1)	(4.8)
Associates & JV Inc/(Loss)	0.0	0.0	0.0	0.0	0.0
Chg in Wkg.Cap.	4.47	9.70	(0.8)	(8.6)	0.14
Other Operating CF	1.19	8.55	7.16	1.27	1.33
Net Operating CF	42.3	59.3	44.5	31.3	36.5
Net Invnt in Properties	0.0	(886)	(0.2)	(58.6)	(2.0)
Other Invts (net)	0.0	0.0	0.0	0.0	0.0
Invts in Assoc. & JV	0.0	0.0	0.0	0.0	0.0
Div from Assoc. & JVs	0.0	0.0	0.0	0.0	0.0
Other Investing CF	0.0	0.0	(0.1)	0.0	0.0
Net Investing CF	0.0	(886)	(0.3)	(58.6)	(2.0)
Distribution Paid	(33.9)	(20.9)	(35.9)	(36.5)	(36.7)
Chg in Gross Debt	0.0	409	0.0	56.6	0.0
New units issued	0.0	527	0.0	0.0	0.0
Other Financing CF	(1.1)	(25.8)	0.24	(0.9)	(0.9)
Net Financing CF	(35.0)	890	(35.6)	19.3	(37.5)
Currency Adjustments	0.0	(4.5)	(3.2)	0.0	0.0
Chg in Cash	7.29	58.7	5.34	(8.1)	(3.0)
Operating CFPS (S cts)	5.60	7.24	6.51	5.71	5.20
Free CFPS (S cts)	6.26	(121)	6.36	(3.9)	4.94

Source: Company, DBS Bank Ltd

Target Price & Ratings 12-mth History



S.No.	Date of Report	Closing Price	12-mth Target Price	Rating
1:	04 Aug 23	0.62	0.80	BUY

Note : Share price and Target price are adjusted for corporate actions.

Source: DBS Bank Ltd
Analysts: Dale LAI
Derek TAN

DBS Group Research recommendations are based on an Absolute Total Return* Rating system, defined as follows:

STRONG BUY (>20% total return over the next 3 months, with identifiable share price catalysts within this time frame)

BUY (>15% total return over the next 12 months for small caps, >10% for large caps)

HOLD (-10% to +15% total return over the next 12 months for small caps, -10% to +10% for large caps)

FULLY VALUED (negative total return, i.e., > -10% over the next 12 months)

SELL (negative total return of > -20% over the next 3 months, with identifiable share price catalysts within this time frame)

*Share price appreciation + dividends

Completed Date: 29 Feb 2024 06:40:05 (SGT)

Dissemination Date: 29 Feb 2024 06:51:43 (SGT)

Sources for all charts and tables are DBS Bank Ltd unless otherwise specified.

GENERAL DISCLOSURE/DISCLAIMER

This report is prepared by DBS Bank Ltd. This report is solely intended for the clients of DBS Bank Ltd, DBS Vickers Securities (Singapore) Pte Ltd, its respective connected and associated corporations and affiliates only and no part of this document may be (i) copied, photocopied or duplicated in any form or by any means or (ii) redistributed without the prior written consent of DBS Bank Ltd.

The research set out in this report is based on information obtained from sources believed to be reliable, but we (which collectively refers to DBS Bank Ltd, DBS Vickers Securities (Singapore) Pte Ltd, its respective connected and associated corporations, affiliates and their respective directors, officers, employees and agents (collectively, the "DBS Group") have not conducted due diligence on any of the companies, verified any information or sources or taken into account any other factors which we may consider to be relevant or appropriate in preparing the research. Accordingly, we do not make any representation or warranty as to the accuracy, completeness or correctness of the research set out in this report. Opinions expressed are subject to change without notice. This research is prepared for general circulation. Any recommendation contained in this document does not have regard to the specific investment objectives, financial situation and the particular needs of any specific addressee. This document is for the information of addressees only and is not to be taken in substitution for the exercise of judgement by addressees, who should obtain separate independent legal or financial advice. The DBS Group accepts no liability whatsoever for any direct, indirect and/or consequential loss (including any claims for loss of profit) arising from any use of and/or reliance upon this document and/or further communication given in relation to this document. This document is not to be construed as an offer or a solicitation of an offer to buy or sell any securities. The DBS Group, along with its affiliates and/or persons associated with any of them may from time to time have interests in the securities mentioned in this document. The DBS Group, may have positions in, and may effect transactions in securities mentioned herein and may also perform or seek to perform broking, investment banking and other banking services for these companies.

Any valuations, opinions, estimates, forecasts, ratings or risk assessments herein constitutes a judgment as of the date of this report, and there can be no assurance that future results or events will be consistent with any such valuations, opinions, estimates, forecasts, ratings or risk assessments. The information in this document is subject to change without notice, its accuracy is not guaranteed, it may be incomplete or condensed, it may not contain all material information concerning the company (or companies) referred to in this report and the DBS Group is under no obligation to update the information in this report.

This publication has not been reviewed or authorized by any regulatory authority in Singapore, Hong Kong or elsewhere. There is no planned schedule or frequency for updating research publication relating to any issuer.

The valuations, opinions, estimates, forecasts, ratings or risk assessments described in this report were based upon a number of estimates and assumptions and are inherently subject to significant uncertainties and contingencies. It can be expected that one or more of the estimates on which the valuations, opinions, estimates, forecasts, ratings or risk assessments were based will not materialize or will vary significantly from actual results. Therefore, the inclusion of the valuations, opinions, estimates, forecasts, ratings or risk assessments described herein IS NOT TO BE RELIED UPON as a representation and/or warranty by the DBS Group (and/or any persons associated with the aforesaid entities), that:

- (a) such valuations, opinions, estimates, forecasts, ratings or risk assessments or their underlying assumptions will be achieved, and
- (b) there is any assurance that future results or events will be consistent with any such valuations, opinions, estimates, forecasts, ratings or risk assessments stated therein.

Please contact the primary analyst for valuation methodologies and assumptions associated with the covered companies or price targets.

Any assumptions made in this report that refers to commodities, are for the purposes of making forecasts for the company (or companies) mentioned herein. They are not to be construed as recommendations to trade in the physical commodity or in the futures contract relating to the commodity referred to in this report.

DBSVUSA, a US-registered broker-dealer, does not have its own investment banking or research department, has not participated in any public offering of securities as a manager or co-manager or in any other investment banking transaction in the past twelve months and does not engage in market-making.

ANALYST CERTIFICATION

The research analyst(s) primarily responsible for the content of this research report, in part or in whole, certifies that the views about the companies and their securities expressed in this report accurately reflect his/her personal views. The analyst(s) also certifies that no part of his/her compensation was, is, or will be, directly or indirectly, related to specific recommendations or views expressed in the report. The research analyst (s) primarily responsible for the content of this research report, in part or in whole, certifies that he or his associate¹ does not serve as an officer of the issuer or the new listing applicant (which includes in the case of a real estate investment trust, an officer of the management company of the real estate investment trust; and in the case of any other entity, an officer or its equivalent counterparty of the entity who is responsible for the management of the issuer or the new listing applicant) and the research analyst(s) primarily responsible for the content of this research report or his associate does not have financial interests² in relation to an issuer or a new listing applicant that the analyst reviews. DBS Group has procedures in place to eliminate, avoid and manage any potential conflicts of interests that may arise in connection with the production of research reports. The research analyst(s) responsible for this report operates as part of a separate and independent team to the investment banking function of the DBS Group and procedures are in place to ensure that confidential information held by either the research or investment banking function is handled appropriately. There is no direct link of DBS Group's compensation to any specific investment banking function of the DBS Group.

COMPANY-SPECIFIC / REGULATORY DISCLOSURES

1. DBS Bank Ltd, DBS HK, DBS Vickers Securities (Singapore) Pte Ltd ("DBSVS"), DBSVUSA, or their subsidiaries and/or other affiliates have a proprietary position in Daiwa House Logistics Trust recommended in this report as of 31 Jan 2024.
2. DBS Bank Ltd, DBS HK, DBSVS, DBSVUSA, or their subsidiaries and/or other affiliates have a net long position exceeding 0.5% of the total issued share capital in Daiwa House Logistics Trust recommended in this report as of 31 Jan 2024.
3. DBS Bank Ltd, DBS HK, DBSVS, DBSVUSA, or their subsidiaries and/or other affiliates beneficially own a total of 1% or more of any class of common equity securities of Daiwa House Logistics Trust as of 31 Jan 2024.

Compensation for investment banking services:

4. DBSVUSA does not have its own investment banking or research department, nor has it participated in any public offering of securities as a manager or co-manager or in any other investment banking transaction in the past twelve months. Any US persons wishing to obtain further information, including any clarification on disclosures in this disclaimer, or to effect a transaction in any security discussed in this document should contact DBSVUSA exclusively.


Disclosure of previous investment recommendation produced:

5. DBS Bank Ltd, DBS HK, DBSVS, DBSVUSA, their subsidiaries and/or other affiliates may have published other investment recommendations in respect of the same securities / instruments recommended in this research report during the preceding 12 months. Please contact the primary analyst listed on page 1 of this report to view previous investment recommendations published by DBS Bank Ltd, DBS Vickers Securities (Singapore) Pte Ltd ("DBSVS"), their subsidiaries and/or other affiliates in the preceding 12 months.

¹ An associate is defined as (i) the spouse, or any minor child (natural or adopted) or minor step-child, of the analyst; (ii) the trustee of a trust of which the analyst, his spouse, minor child (natural or adopted) or minor step-child, is a beneficiary or discretionary object; or (iii) another person accustomed or obliged to act in accordance with the directions or instructions of the analyst.

² Financial interest is defined as interests that are commonly known financial interest, such as investment in the securities in respect of an issuer or a new listing applicant, or financial accommodation arrangement between the issuer or the new listing applicant and the firm or analysis. This term does not include commercial lending conducted at arm's length, or investments in any collective investment scheme other than an issuer or new listing applicant notwithstanding the fact that the scheme has investments in securities in respect of an issuer or a new listing applicant.

RESTRICTIONS ON DISTRIBUTION

General	This report is not directed to, or intended for distribution to or use by, any person or entity who is a citizen or resident of or located in any locality, state, country or other jurisdiction where such distribution, publication, availability or use would be contrary to law or regulation.
Australia	<p>This report is being distributed in Australia by DBS Bank Ltd, DBS Vickers Securities (Singapore) Pte Ltd ("DBSVS") or DBSV HK. DBS Bank Ltd holds Australian Financial Services Licence no. 475946.</p> <p>DBS Bank Ltd, DBSVS and DBSV HK are exempted from the requirement to hold an Australian Financial Services Licence under the Corporation Act 2001 ("CA") in respect of financial services provided to the recipients. Both DBS and DBSVS are regulated by the Monetary Authority of Singapore under the laws of Singapore, and DBSV HK is regulated by the Hong Kong Securities and Futures Commission under the laws of Hong Kong, which differ from Australian laws.</p> <p>Distribution of this report is intended only for "wholesale investors" within the meaning of the CA.</p>
Hong Kong	<p>This report has been prepared by a personnel of DBS Bank Ltd, who is not licensed by the Hong Kong Securities and Futures Commission to carry on the regulated activity of advising on securities in Hong Kong pursuant to the Securities and Futures Ordinance (Chapter 571 of the Laws of Hong Kong). This report is being distributed in Hong Kong and is attributable to DBS Bank (Hong Kong) Limited ("DBS HK"), a registered institution registered with the Hong Kong Securities and Futures Commission to carry on the regulated activity of advising on securities pursuant to the Securities and Futures Ordinance (Chapter 571 of the Laws of Hong Kong). DBS Bank Ltd., Hong Kong Branch is a limited liability company incorporated in Singapore.</p> <p>For any query regarding the materials herein, please contact Dennis Lam (Reg No. AH8290) at dbsvhk@dbs.com</p>
Indonesia	This report is being distributed in Indonesia by PT DBS Vickers Sekuritas Indonesia.
Malaysia	<p>This report is distributed in Malaysia by AllianceDBS Research Sdn Bhd ("ADBSR"). Recipients of this report, received from ADBSR are to contact the undersigned at 603-2604 3333 in respect of any matters arising from or in connection with this report. In addition to the General Disclosure/Disclaimer found at the preceding page, recipients of this report are advised that ADBSR (the preparer of this report), its holding company Alliance Investment Bank Berhad, their respective connected and associated corporations, affiliates, their directors, officers, employees, agents and parties related or associated with any of them may have positions in, and may effect transactions in the securities mentioned herein and may also perform or seek to perform broking, investment banking/corporate advisory and other services for the subject companies. They may also have received compensation and/or seek to obtain compensation for broking, investment banking/corporate advisory and other services from the subject companies.</p> <p style="text-align: right;">  Wong Ming Tek, Executive Director, ADBSR </p>
Singapore	This report is distributed in Singapore by DBS Bank Ltd (Company Regn. No. 196800306E) or DBSVS (Company Regn No. 198600294G), both of which are Exempt Financial Advisers as defined in the Financial Advisers Act and regulated by the Monetary Authority of Singapore. DBS Bank Ltd and/or DBSVS, may distribute reports produced by its respective foreign entities, affiliates or other foreign research houses pursuant to an arrangement under Regulation 32C of the Financial Advisers Regulations. Where the report is distributed in Singapore to a person who is not an Accredited Investor, Expert Investor or an Institutional Investor, DBS Bank Ltd accepts legal responsibility for the contents of the report to such persons only to the extent required by law. Singapore recipients should contact DBS Bank Ltd at 6878 8888 for matters arising from, or in connection with the report.
Thailand	<p>This report is being distributed in Thailand by DBS Vickers Securities (Thailand) Co Ltd.</p> <p>For any query regarding the materials herein, please contact Chanpen Sirithanarattanukul at research@th.dbs.com</p>

United Kingdom	<p>This report is produced by DBS Bank Ltd which is regulated by the Monetary Authority of Singapore.</p> <p>This report is disseminated in the United Kingdom by DBS Bank Ltd, London Branch ("DBS UK"). DBS UK is authorised by the Prudential Regulation Authority and is subject to regulation by the Financial Conduct Authority and limited regulation by the Prudential Regulation Authority. Details about the extent of our regulation by the Prudential Regulation Authority are available from us on request.</p> <p>In respect of the United Kingdom, this report is solely intended for the clients of DBS UK, its respective connected and associated corporations and affiliates only and no part of this document may be (i) copied, photocopied or duplicated in any form or by any means or (ii) redistributed without the prior written consent of DBS UK, This communication is directed at persons having professional experience in matters relating to investments. Any investment activity following from this communication will only be engaged in with such persons. Persons who do not have professional experience in matters relating to investments should not rely on this communication.</p>
Dubai International Financial Centre	<p>This communication is provided to you as a Professional Client or Market Counterparty as defined in the DFSA Rulebook Conduct of Business Module (the "COB Module"), and should not be relied upon or acted on by any person which does not meet the criteria to be classified as a Professional Client or Market Counterparty under the DFSA rules.</p> <p>This communication is from the branch of DBS Bank Ltd operating in the Dubai International Financial Centre (the "DIFC") under the trading name "DBS Bank Ltd. (DIFC Branch)" ("DBS DIFC"), registered with the DIFC Registrar of Companies under number 156 and having its registered office at units 608 - 610, 6th Floor, Gate Precinct Building 5, PO Box 506538, DIFC, Dubai, United Arab Emirates.</p> <p>DBS DIFC is regulated by the Dubai Financial Services Authority (the "DFSA") with a DFSA reference number F000164. For more information on DBS DIFC and its affiliates, please see http://www.dbs.com/ae/our-network/default.page.</p> <p>Where this communication contains a research report, this research report is prepared by the entity referred to therein, which may be DBS Bank Ltd or a third party, and is provided to you by DBS DIFC. The research report has not been reviewed or authorised by the DFSA. Such research report is distributed on the express understanding that, whilst the information contained within is believed to be reliable, the information has not been independently verified by DBS DIFC.</p> <p>Unless otherwise indicated, this communication does not constitute an "Offer of Securities to the Public" as defined under Article 12 of the Markets Law (DIFC Law No.1 of 2012) or an "Offer of a Unit of a Fund" as defined under Article 19(2) of the Collective Investment Law (DIFC Law No.2 of 2010).</p> <p>The DFSA has no responsibility for reviewing or verifying this communication or any associated documents in connection with this investment and it is not subject to any form of regulation or approval by the DFSA. Accordingly, the DFSA has not approved this communication or any other associated documents in connection with this investment nor taken any steps to verify the information set out in this communication or any associated documents, and has no responsibility for them. The DFSA has not assessed the suitability of any investments to which the communication relates and, in respect of any Islamic investments (or other investments identified to be Shari'a compliant), neither we nor the DFSA has determined whether they are Shari'a compliant in any way.</p> <p>Any investments which this communication relates to may be illiquid and/or subject to restrictions on their resale. Prospective purchasers should conduct their own due diligence on any investments. If you do not understand the contents of this document you should consult an authorised financial adviser.</p>
United States	<p>This report was prepared by DBS Bank Ltd. DBSVUSA did not participate in its preparation. The research analyst(s) named on this report are not registered as research analysts with FINRA and are not associated persons of DBSVUSA. The research analyst(s) are not subject to FINRA Rule 2241 restrictions on analyst compensation, communications with a subject company, public appearances and trading securities held by a research analyst. This report is being distributed in the United States by DBSVUSA, which accepts responsibility for its contents. This report may only be distributed to Major U.S. Institutional Investors (as defined in SEC Rule 15a-6) and to such other institutional investors and qualified persons as DBSVUSA may authorize. Any U.S. person receiving this report who wishes to effect transactions in any securities referred to herein should contact DBSVUSA directly and not its affiliate.</p>

Daiwa House Logistics Trust

Other jurisdictions	In any other jurisdictions, except if otherwise restricted by laws or regulations, this report is intended only for qualified, professional, institutional or sophisticated investors as defined in the laws and regulations of such jurisdictions.
---------------------	---

DBS Regional Research Offices

HONG KONG

DBS Bank (Hong Kong) Ltd

Contact: Dennis Lam
13th Floor One Island East,
18 Westlands Road,
Quarry Bay, Hong Kong
Tel: 852 3668 4181
Fax: 852 2521 1812
e-mail: dbsvhk@dbs.com

SINGAPORE

DBS Bank Ltd

Contact: Andy Sim
12 Marina Boulevard,
Marina Bay Financial Centre Tower 3
Singapore 018982
Tel: 65 6878 8888
e-mail: groupresearch@dbs.com
Company Regn. No. 196800306E

INDONESIA

PT DBS Vickers Sekuritas (Indonesia)

Contact: Maynard Priajaya Arif
DBS Bank Tower
Ciputra World 1, 32/F
Jl. Prof. Dr. Satrio Kav. 3-5
Jakarta 12940, Indonesia
Tel: 62 21 3003 4900
Fax: 6221 3003 4943
e-mail: indonesiaesearch@dbs.com

THAILAND

DBS Vickers Securities (Thailand) Co Ltd

Contact: Chanpen Sirithanarattanakul
989 Siam Piwat Tower Building,
9th, 14th-15th Floor
Rama 1 Road, Pathumwan,
Bangkok Thailand 10330
Tel. 66 2 857 7831
Fax: 66 2 658 1269
e-mail: research@th.dbs.com
Company Regn. No 0105539127012
Securities and Exchange Commission, Thailand